

Electric forklift

B-X series

60/70/80/90B-X, 80B-XL



Next-Generation Electric Power, A New Level of Innovation

THE NEXT GENERATION

B-X



Powerful Performance, Electric Innovation

Equipped with high-performance batteries that deliver output equivalent to ICE* forklift trucks, these electric models ensure efficient operation in both indoor and outdoor environments.



Rugged Durability Meets Comfortable Operation

By incorporating core components such as the cabin and tire used in ICE powered forklifts, this series maintains durability while providing a low-noise, low-vibration design for a cleaner and more pleasant working environment, indoors and out.



Fast Charging, High Efficiency

Delivers exceptional work efficiency with up to 12 hours of operation on a single charge.
(Based on the 93kWh battery option for the 70B-X model.)



Proven Battery Safety and Long-Lasting Durability

Batteries are UL and CE* certified to ensure operational safety and are rated IP67 for water resistance, making them suitable for outdoor use under various conditions.



Hi-Care Service

Feel confident with the Hi-Care service from Hyundai Material Handling — rapid maintenance support from certified Hyundai industrial vehicle engineers along with customised safety training tailored to your needs.



Eco-Friendly Operation

No harmful gas emissions during use to ensure clean workplaces while contributing to ESG goals and carbon neutral operation.

* ICE: internal combustion engine, UL: North American certification (Underwriters Laboratories), CE: European certification (Conformité Européenne)

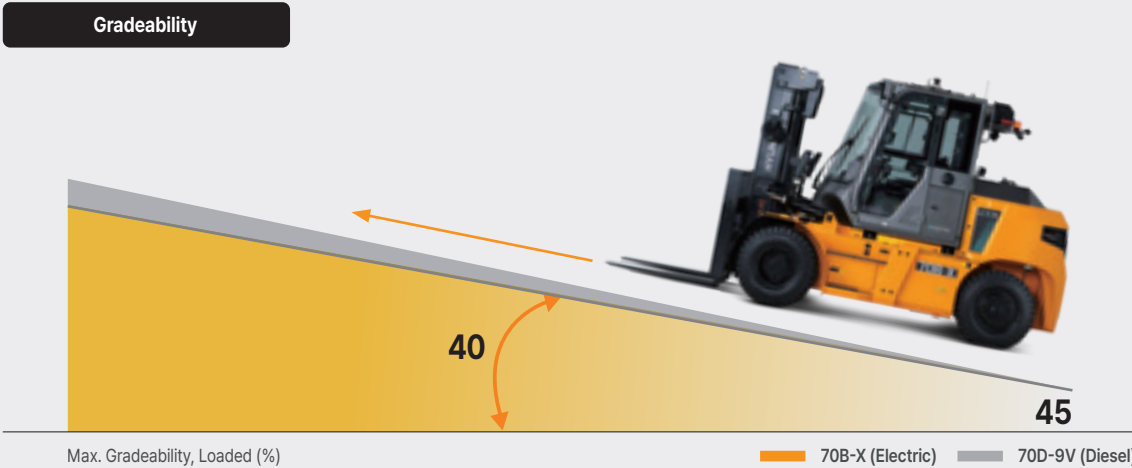

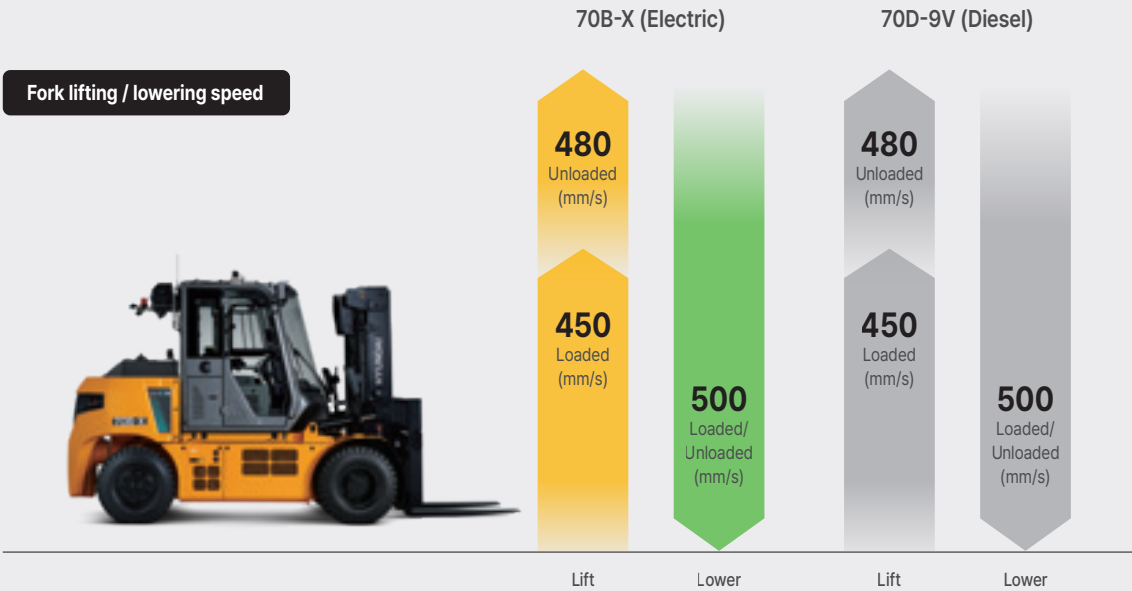
ENERGY & PERFORMANCE

Experience the ultimate performance with the Hyundai Material Handling 60/70/80/90B-X Series. Delivering powerful capability and outstanding work efficiency on par with ICE forklifts, this series ensures top-tier performance in any work environment.



Performance Equal to
ICE Powered Models

Delivers outstanding operational performance in any environment
with output equivalent to that of ICE powered forklifts.



Usable and storable outdoors even in wet weather

IP67

Water & dust protection ratings for
major components

IP69K

Battery pack / Drive motor / Hydraulic motor /
Power distribution unit / Battery thermal management system



VCU (Vehicle control unit)



**Fast Charging, Long Usage
Charging Solutions for Enhanced
Productivity and Stability**

A charging solution that enhances productivity and stability.
Up to 12 hours of operation with around 2 hours of charging.
This maximises field efficiency by minimising work interruption.
(Based on 93kWh battery/charger configuration)

Standard lithium battery included



Comes equipped with high-performance lithium batteries for extended runtime and fast charging, improving work convenience and efficiency.

Battery heating & Cooling system



Maintains optimal battery temperature regardless of external conditions, ensuring stable performance even in extremely hot or cold environments.

Battery fire suppression system



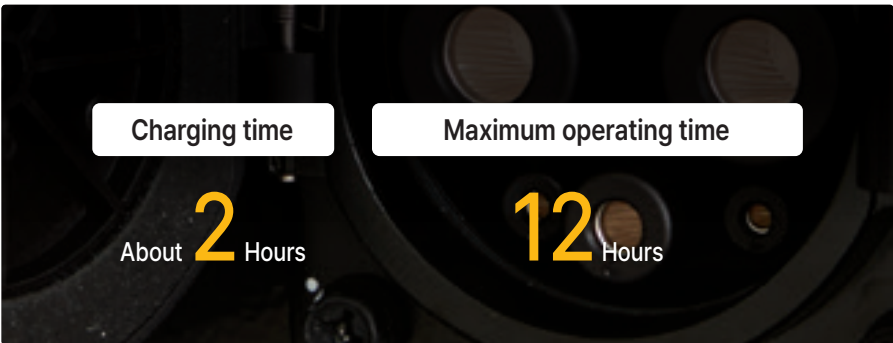
Real-time battery monitoring detects abnormal signals and controls charging/discharging, while activating automatic fire suppression systems as needed to ensure safety.

On-demand system



The hydraulic motor operates optimally on lever inputs, delivering a quieter performance compared to ICE models and productive and economical working.

Charging solution & Battery runtime information



* Based on 93kWh battery option.
* Battery charging time and runtime may vary depending on operational conditions.

Large heated side mirrors

Heated mirrors give wide rear visibility for safe operation even in poor weather.

4.3" LCD cluster

Displays battery level, temperature and warning lights, and allows mode and feature adjustments.

12V socket & USB charger

Convenient power supply for accessories inside the cabin.

Air suspension & Swivel seat

Enhances comfort with shock absorption while giving easy access.

Constant heating & Cooling

Provides maximum climate control performance regardless of coolant temperature.

Dual brake pedals

Allows two-foot operation, familiar to ICE drivers.

CONVENIENCE

Ergonomic design with a range of driver-focused features creates the optimal environment for comfortable and efficient working.



Various Driver Convenience Features for Easier Operation

Creep mode (Optional)

Smooth low-speed movement without using the accelerator pedal while allowing fine movement and reducing operator fatigue



Allows travel at 2.5 km/h without pressing the accelerator

Auto hold / Auto parking

These functions enhance safety by automatically applying the parking brake when the forklift is stationary or the driver dismounts.



Auto hold: Automatically engages the parking brake when the brake pedal is held for more than 4 seconds.
Auto parking: Automatically engages the parking brake when the operator leaves the seat.

Anti-rollback

Even on slopes, the system gently controls speed to prevent the forklift from rolling back, helping ensure safe stopping and restarting.



Always park on level ground when using this function for safety.

Drive mode selection

Operators can choose the most suitable driving mode depending on their preferences and working environment.



N (Normal) : Same acceleration feel as ICE forklifts
H (High) : Implement instant acceleration performance for fast task processing
E (Economic) : Smooth acceleration performance with energy efficiency

SAFETY

Along with great reliability, advanced safety systems help prevent accidents even in unexpected situations to create a safer industrial working environment.



Blue spot & Red zone (Optional)

Blue spot projects a blue light in front of the forklift, warning pedestrians ahead of approaching equipment. **Red zone** creates a visual safety boundary around the forklift using red lighting to help prevent accidents and protect everyone in the workplace.



Pedestrian detection system (Optional)

A smart safety-assist system is designed to prevent collisions between pedestrians and forklifts. When the camera detects a person nearby, the system highlights the surrounding area in yellow on the monitor, providing a clear visual warning to the operator.



MAINTENANCE

A design focused on easy servicing and economical maintenance allows for reliable long-term operation.



Superior Maintenance Accessibility

The cabin tilts up to 52 degrees, providing good access for maintenance. Key components such as the powertrain, hydraulic and electrical systems are easily accessible ensuring excellent serviceability. From routine inspections to parts replacement, maintenance is quick, efficient and minimises downtime.



High voltage cable safety design

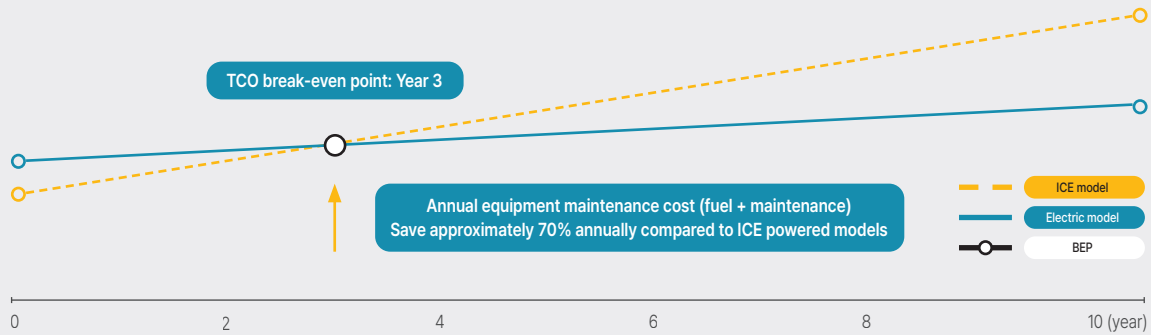
Bright orange insulation makes high-voltage lines easy to identify, while excellent insulation performance and protection against overheating and external impact ensure safe operation.



Total cost of ownership (TCO) comparison : Next-gen electric model (B-X) vs. ICE powered model (D-9V)



Estimated savings at year 10: Approx. \$76,000





Water-cooled cooling system



The system efficiently cools the battery and key components to ensure peak performance and safety so stable operation is maintained even under heavy-duty working without degrading performance.

Accessory bar & storage space



A dedicated mounting bar to the right of the driver's seat and a built-in storage compartment below the cabin help create a personalised and efficient work environment.

EHPS system



Delivers precise steering and smooth handling, offering excellent maneuverability in tight spaces, reducing driver fatigue.

Extended fender (Optional)



Shields the operator and work environment from debris and contaminants kicked up from the front tires.



A Data-driven Solution for Field Management

With the all-new Hi MATE, you can manage forklift fleets at your logistics site. Visualised data supports the development of management plans for improving safety, boosting productivity, and reducing costs on-site.



Fleet-Level Equipment Operation Management

- Real-time monitoring and post-operation management support by fleet, vehicle, and operator
- Provides operation efficiency, utilisation trends, route tracking, fault alerts, and consumable status



Wireless Configuration and Software Update Support

- Remote configuration of key operational features and wireless software update capability
- Supported models are being expanded



Enhanced Smartphone App

- Fleet and vehicle-level monitoring, remote settings, and work instructions
- Compatible with Galaxy (Android) and iPhone devices

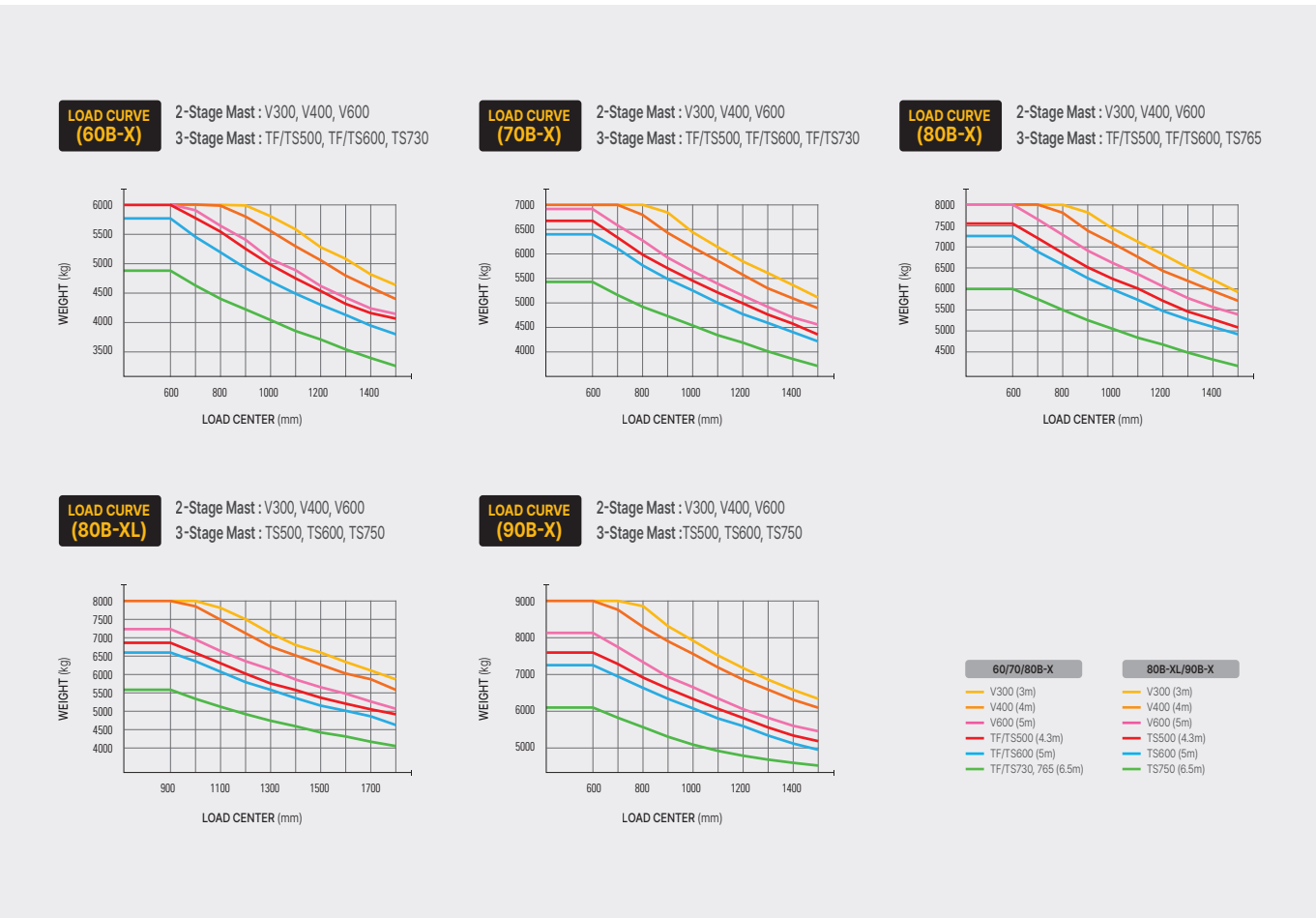


External Communication & Authentication Device Compatibility

- Compatible with third-party communication terminals and operator authentication devices
- Supports basic features such as operation data management

New B-X Series

Load Capacity



Mast Specifications (60B-X)

Mast Type	Maximum Fork Height	Overall height (Lowered)	Free lift height	Tilt angle		Load capacity (600mm LC)	Truck weight (Unloaded)
				FWD	RWD		
	mm	mm	mm	deg	deg	kg	kg
Standard	V300	3,030	2,515	140	15	6,000	9,704
	V330	3,330	2,665	140	15	6,000	9,752
	V350	3,530	2,765	140	15	6,000	9,784
	V370	3,730	2,865	140	15	6,000	9,815
	V400	4,030	3,015	140	15	6,000	9,871
	V450	4,530	3,315	140	15	6,000	10,099
	V500	5,030	3,565	140	15	6,000	10,179
	V550	5,530	3,815	140	15	6,000	10,258
	V600	6,030	4,065	140	15	6,000	10,337
Triple stage	TF/TS450	4,560	2,565	1,320	15	6,000	10,295
	TF/TS500	5,060	2,765	1,520	15	6,000	10,387
	TF/TS550	5,600	2,965	1,720	15	6,000	10,498
	TF/TS600	6,060	3,165	1,920	15	5,800	10,585
	TS730	7,330	3,570	2,460	15	4,900	11,026

Mast Specifications (70B-X)

Mast Type	Maximum Fork Height	Overall height (Lowered)	Free lift height	Tilt angle		Load capacity (600mm LC)	Truck weight (Unloaded)
				FWD	RWD		
	mm	mm	mm	deg	deg	kg	kg
Standard	V300	3,030	2,515	140	15	7,000	10,182
	V330	3,330	2,665	140	15	7,000	10,230
	V350	3,530	2,765	140	15	7,000	10,261
	V370	3,730	2,865	140	15	7,000	10,293
	V400	4,030	3,015	140	15	7,000	10,349
	V450	4,530	3,315	140	15	7,000	10,577
	V500	5,030	3,565	140	15	7,000	10,657
	V550	5,530	3,815	140	15	7,000	10,736
	V600	6,030	4,065	140	15	6,700	10,815
Triple stage	TF/TS450	4,560	2,565	1,320	15	7,000	10,772
	TF/TS500	5,060	2,765	1,520	15	6,950	10,864
	TF/TS550	5,600	2,965	1,720	15	6,750	10,975
	TF/TS600	6,060	3,165	1,920	15	6,400	11,063
	TS730	7,330	3,570	2,460	15	5,450	11,503

Mast Specifications (80B-X)

Mast Type	Maximum Fork Height	Overall height (Lowered)	Free lift height	Tilt angle		Load capacity (600mm LC)	Truck weight (Unloaded)
				FWD	RWD		
	mm	mm	mm	deg	deg	kg	kg
Standard	V300	3,040	2,675	150	15	8,000	11,733
	V330	3,340	2,825	150	15	8,000	11,782
	V350	3,540	2,925	150	15	8,000	11,815
	V370	3,740	3,025	150	15	8,000	11,847
	V400	4,040	3,175	150	15	8,000	11,896
	V450	4,540	3,475	150	15	8,000	12,111
	V500	5,040	3,725	150	15	8,000	12,193
	V550	5,540	3,975	150	15	7,950	12,274
	V600	6,040	4,225	150	15	7,550	12,356
Triple stage	TF/TS450	4,570	2,750	1,440	15	8,000	12,381
	TF/TS500	5,070	2,950	1,640	15	8,000	12,484
	TF/TS550	5,570	3,150	1,840	15	7,700	12,586
	TF/TS600	6,070	3,350	2,040	15	7,250	12,715
	TS765	7,650	3,970	2,660	15	6,000	13,028

Mast Specifications (80B-XL)

Mast Type	Maximum Fork Height	Overall height (Lowered)	Free lift height	Tilt angle		Load capacity (LC900mm)	Truck weight (Unloaded)
				FWD	RWD		
	mm	mm	mm	deg	deg	kg	kg
Standard	V300	3,025	2,850	150	15	8,000	13,453
	V350	3,525	3,100	150	15	8,000	13,514
	V400	4,025	3,400	150	15	8,000	13,587
	V450	4,525	3,650	150	15	8,000	13,764
	V500	5,025	3,900	150	15	7,800	13,825
	V550	5,525	4,200	150	15	7,200	13,899
	V600	6,025	4,450	150	15	6,900	14,045
Triple stage	TS450	4,535	2,995	1,665	15	7,500	14,312
	TS500	5,035	3,195	1,865	15	7,250	14,424
	TS550	5,535	3,395	2,065	15	7,000	14,635
	TS600	6,035	3,595	2,265	15	6,600	14,845
	TS750	7,535	4,195	2,865	15	5,600	15,201

Mast Specifications (90B-X)

Mast Type	Maximum Fork Height	Overall height (Lowered)	Free lift height	Tilt angle		Load capacity (600mm LC)	Truck weight (Unloaded)
				FWD	RWD		
	mm	mm	mm	deg	deg	kg	kg
Standard	V300	3,025	2,850	150	15	9,000	13,101
	V350	3,525	3,100	150	15	9,000	13,162
	V400	4,025	3,400	150	15	9,000	13,235
	V450	4,525	3,650	150	15	9,000	13,412
	V500	5,025	3,900	150	15	8,750	13,473
	V550	5,525	4,200	150	15	8,050	13,547
	V600	6,025	4,450	150	15	7,650	13,693
Triple stage	TS450	4,535	2,995	1,665	15	8,450	13,960
	TS500	5,035	3,195	1,865	15	8,150	14,072
	TS550	5,535	3,395	2,065	15	7,800	14,283
	TS600	6,035	3,595	2,265	15	7,300	14,493
	TS750	7,535	4,195	2,865	15	6,100	14,849

SPECIFICATIONS (60/70/80/90B-X)

Distinguishing marks							
	Manufacturer		Hyundai				
	Manufacturer's model designation		60B-X	70B-X	80B-X	90B-X	80B-XL
1.1	Drive : electric (battery or mains), diesel, petrol, fuel gas		Electric	Electric	Electric	Electric	Electric
1.2	Type of operation: hand, pedestrian, standing, seated, order-picker		Seated	Seated	Seated	Seated	Seated
1.3	Load capacity / Rated load	Q (kg)	6,000	7,000	8,000	9,000	8,000
1.4	Load center distance	c (mm)	600	600	600	600	900
1.5	Load distance, Center of drive axle to fork	x (mm)	610	610	690	720	720
1.6	Wheelbase	y (mm)	2,300	2,300	2,500	2,500	2,500
Weights							
2.1	Service weight	kg	9,704	10,214	11,703	13,100	13,452
2.2	Axle loading, loaded front/rear	kg	13,773 / 1,931	15,186 / 2,028	17,430 / 2,273	19,487 / 2,613	18,932 / 2,520
2.3	Axle loading, unloaded front/rear	kg	4,617 / 5,087	4,503 / 5,711	5,302 / 6,401	5,735 / 7,365	5,748 / 7,704
Tire							
3.1	Tires : solid rubber, superelastic, pneumatic, polyurethane		P	P	P	P	P
3.2	Tire size, front		8.25-15-14PR	8.25-15-14PR	9.00-20-14PR	9.00-20-14PR	9.00-20-14PR
3.3	Tire size, rear		8.25-15-14PR	8.25-15-14PR	9.00-20-14PR	9.00-20-16PR	9.00-20-16PR
3.5	Wheels, number front / rear (X = driven wheels)		4×2	4×2	4×2	4×2	4×2
3.6	Tread, front	b10 (mm)	1,578	1,578	1,632	1,693	1,693
3.7	Tread, rear	b11 (mm)	1,602	1,602	1,700	1,700	1,700
General Specifications							
4.1	Tilt of mast/fork carriage forward/backward	degrees	15/10	15/10	15/10	15/10	15/10
4.2	Height, Mast lowered	h1 (mm)	2,515	2,515	2,675	2,850	2,850
4.3	Free lift	h2 (mm)	140	140	145	150	150
4.4	Lift height	h3 (mm)	3,030	3,030	3,040	3,025	3,025
4.5	Height, Mast extended	h4 (mm)	4,320	4,320	4,375	4,360	4,360
4.7	Height of overhead guard (Cabin)	h5 (mm)	2,565(Cab. 2,595)	2,565(Cab. 2,590)	2,640(Cab. 2,670)	2,645(Cab. 2,675)	2,645(Cab. 2,675)
4.19	Overall length	l1 (mm)	4,875	4,875	4,990	5,075	5,075
4.20	Length to face of forks	l2 (mm)	3,675	3,675	3,790	3,875	3,875
4.21	Overall width	b1 (mm)	2,088	2,088	2,194	2,265	2,265
4.22	Fork dimensions	l x e x s (mm)	65 × 150 × 1,200	65 × 150 × 1,200	70 × 180 × 1,200	75 × 180 × 1,200	75 × 180 × 1,200
4.23	Fork carriage ISO 2328, Class / Type A, B		Class IV	Class IV	Class IV	-	-
4.24	Fork-Carriage width (with backrest)	b3 (mm)	2,068	2,068	2,268	2,265	2,265
4.31	Ground clearance, Below mast, Loaded	m1 (mm)	195	195	250	250	250
4.32	Ground clearance, Center of wheelbase	m2 (mm)	224	224	306	306	306
4.34.1	Aisle width for pallets 1,000 X 1,200 crossways	Ast (mm)	5,190	5,190	5,510	5,510	5,510
4.34.2	Aisle width for pallets 800 X 1,200 lengthways	Ast (mm)	5,390	5,390	5,710	5,710	5,710
4.35	Turning radius	Wa (mm)	3,380	3,380	3,620	3,620	3,620
Performance							
5.1	Travel speed, loaded / unloaded	km/h	27 / 28.5	27 / 28.5	27 / 28.5	28 / 33	28 / 33
5.2	Lift speed, loaded / unloaded	mm/s	450 / 480	450 / 480	450 / 480	450 / 480	450 / 480
5.3	Lowering speed, loaded / unloaded	mm/s	500 / 500	500 / 500	500 / 500	500 / 500	500 / 500
5.6	Max. drawbar pull, loaded / unloaded	N	69,972 / -	69,580 / -	70,952 / -	64,288 / -	59,456 / -
5.8	Max. gradeability, loaded / unloaded / -	%	47	40	30	26	26
5.10	Service brake		Hydraulic	Hydraulic	Hydraulic	Hydraulic	Hydraulic
Motor/Battery							
6.1	Drive motor rating S2 60min	kW	75	75	75	75	75
6.2	Lift motor rating at S3 15%	kW	33×2	33×2	33×2	33×2	33×2
6.4	Battery voltage, nominal capacity K5	V/Ah	347.7 / 200	347.7 / 200	347.7 / 200	347.7 / 200	347.7 / 200
6.5	Battery weight	kg	730 / 808	730 / 808	730 / 808	730 / 808	730 / 808
Other							
8.1	Type of drive control	AC	AC	AC	AC	AC	AC
8.2	Operating pressure for attachments	bar	210 / 140	210 / 140	210 / 140	250 / 140	250 / 140
8.3	Oil volume for attachments	LPM	110	110	110	110	110
8.4	Sound Level at the driver's ear According to din 12053	dB(A)	68	68	68	68	68

STANDARD/OPTIONAL FEATURES

Item			60/70B-X	80B-X	90B-X/80B-XL
Battery & Charger	Battery	347.8V/200Ah	○	○	○
		347.8V/268Ah	●	●	●
	Charger	20kW (3P 380~440V)	●	●	●
		40kW, 120kW (3P 380~440V)	○	○	○
		20kW (3P 220~440V)	○	○	○
	Charger Accessory	Multi charger 20kW, 40kW, 120kW	○	○	○
		Portable charger 3.5kW	○	○	○
Operation	Cabin	Cabin	○	○	○
		Overhead guard	●	●	●
	A/C	A/C with Heater	○	○	○
	Radio	Radio & USB-Bluetooth	○	○	○
	Seat	Grammer/Belt/Arm, B/SW	●	●	●
		Seat option: Air, Swivle, Fabric, Belt, Arm, B/SW, Heated	○	○	○
	FE	Extinguishers (Small 0.7kg)	○	○	○
	Wiper	Top wiper	○	○	○
Mast & Attachment	Tilt	Tilt angle 15/10	●	●	●
		Tilt option : 15/6, 6/6 (6-8ton only)	○	○	○
	Mast	2 Stage Standard (V)	● (3,000mm)	● (3,040mm)	● (3,025mm)
		2 Stage V mast, 3 Stage TF/TS mast	○	○	○
	Fork	Fork 1,200mm (47")	●	●	●
		Fork option : 1,350mm (53") ~ 2,400mm (94")	○	○	○
	Carriage	Carriage - Shaft	●	●	●
		Carriage - Hook	○	○	-
	Attachement	Side shift	○	-	-
		Side shift-Fork positioner (SYN, IND), Side shift without pocket & fork	○	-	-

Item			60/70B-X	80B-X	90B-X/80B-XL
Hydraulics	MCV	MCV 4SP	●	●	●
		MCV 5SP	○	○	○
		Att. Piping option: 3SP, 4SP, 5SP	○	○	○
	Lever	Fingertip lever	○	○	○
Manual lever		●	●	●	
Tires	Tires	Tire pressure	●	●	●
		Solid, Conti solid	○	○	○
Visibility	Camera	Camera general, PDS (Pedestrian detection system)	○	○	○
	Mirror	Heated mirror	○	○	○
	Lamp	Red zone, Front/Rear blue	○	○	○
	Hi-Mate	RMS-Mobile	○	○	○
		Authentication dev.	○	○	○
Convenience	Auto tilt	Auto tilt	○	○	○
	Comp.	Compressor	○	○	○
	ACC.	Accumulator	○	○	○
	Load sensor	Load sensor	○	○	○
Safety	Others	Front tire cover	○	○	○
		Key switch (Variant)	○	○	○
		Seatbelt interlock	○	○	○
		Travel speed limit	○	○	○
		Master switch (Battery cut-off)	○	○	○
		Hazard lamp with switch	●	●	●
Other		Oil-VG46	●	●	●
		Oil option : Tropical, Cold area	○	○	○

● STD / ○ OPT

DIMENSIONS

